




PAL51-060-MD-PF-3WL-36A


Metal Faced Access Panel - Wall Panel

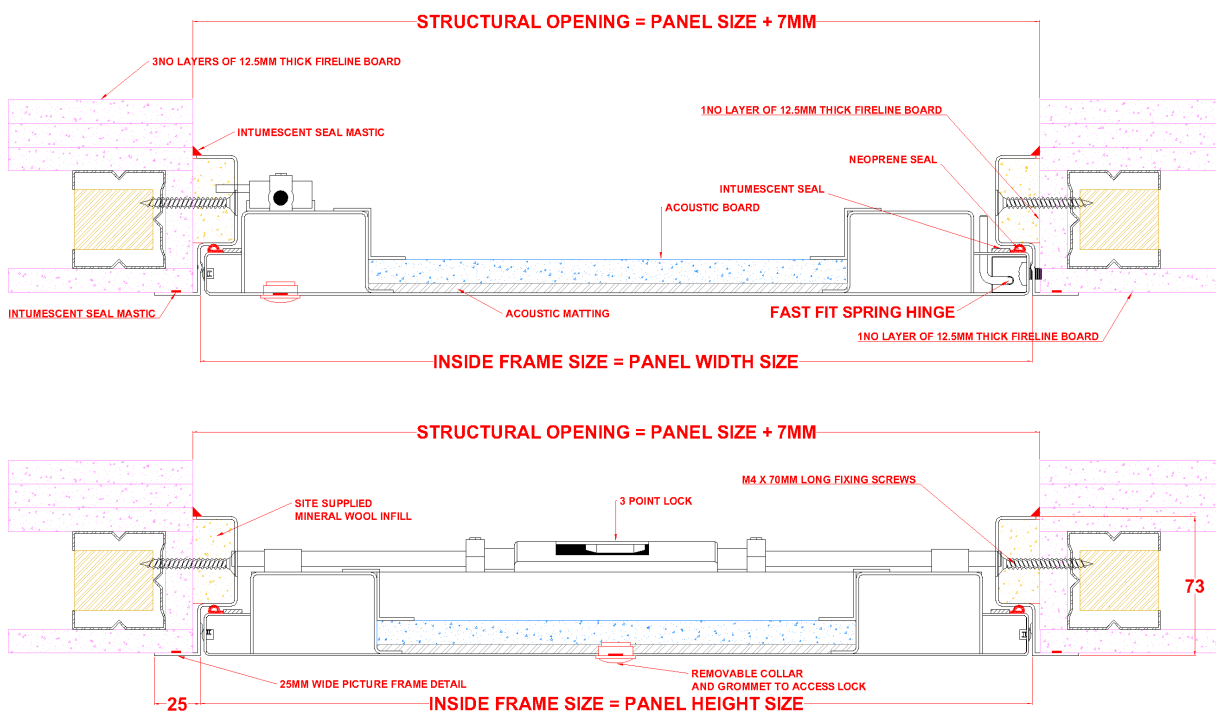
PALCO

 **1 HOUR**
Fire Rating

 **NONE**
Airtight Rating

 **PICTURE**
Frame

 **36dB**
Acoustic Rating



Description

This panel is designed to fit into a structural membrane of a joint-less plasterboard wall system. It is manufactured with a 25mm wide picture frame. The panel has a Metal faced door. The panels door leaf is locked in place via a 3 Point Locking System as standard other lock options are available upon request. The Panel is Powder Coated RAL 9010 30% Gloss. Other colours available upon request.

Tests

The Panel is 1 Hour Fire Rated for integrity from both sides up to 2400x900mm in a wall application tested in accordance with BSEN 1634-1: 2008 and BSEN 1363-1: 1999.

The Panel is acoustic rated to 36dB tested in accordance with BS EN ISO 10140-2:2010.

The Panel is not Air Pressure tested.

The Panel is Smoke tested to 25pa tested in accordance with BS EN 1634-3: 2004.

Construction

The PAL51-060-MD-PF-3WL-36A is manufactured from Zintec Steel with a 1.2mm thick Door and a 1.5mm Frame. The panels door leaf is hinged by a Fast Fit Hinge System which saves time on fitting compared to a Full Piano Hinge system.

Seals

Draught Seals **YES** Smoke Seals **YES** Air Seals **NO** Acoustic Seals **YES** Intumescent Seals **YES**

Fitting

Make sure the structural opening is at least 7mm larger than the panel size, back of frame size. E.G a 600x600mm panel size requires a 607x607mm hole size. Remove the door from the frame and place the frame into the set hole. Fix through the appropriate fixing holes within the fold up fixing tabs ensuring the frame is pushed up against the structural opening surround. Check the frame is square by measuring corner to corner. Refit door and lock in place; the door and frame should be flush. Independent bracing or support may be required to take the weight of the Access Panel. Apply Intumescent acrylic mastic on both faces of the frame, nominally 5mm wide sealing to the supporting construction.