


FF-000-PD-BF-BL

Plasterboard Faced Access Panel - Beaded Frame

Summary


The Flipfix FF-000-PD-BF-BL range of Access Panels are simple to install and suitable for both walls and ceilings where regular maintenance to services is required. Fitting requires no battening out of the structural opening due to the unique FlipFix Device which clamps the frame on to the rear of the boards.


 Not Fire Rated

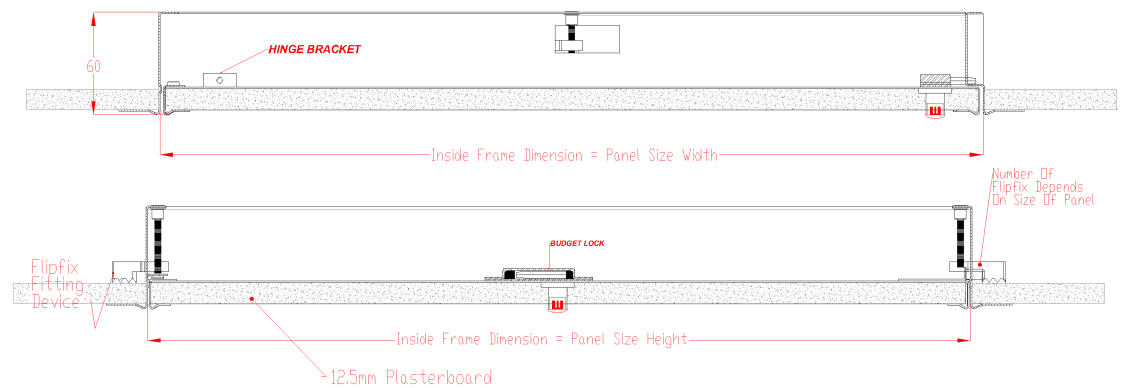
 Not Acoustic Rated

 Not Airtight Rated

 Beaded Frame

 Suitable for Walls

 Suitable for Ceilings



Description

This panel is designed to fit into a structural membrane of a joint-less plasterboard ceiling system. It is manufactured with a Beaded frame for tape and jointing / skim-coat plastering. The panel has a Plasterboard faced door for tape and jointing / skim-coat plastering. The panel's door leaf is locked in place via a Budget Lock as standard other lock options are available upon request. The Panel is Powder Coated RAL 9010 30% Gloss. Other colours available upon request. This panel is for inspection use only and are not suitable for personnel access.

Tests

The Panel is Non Fire Rated

The Panel is Non acoustic rated.

The Panel is not Air Pressure tested.

Composition & Manufacture

The FF-000-PD-BF-BL is manufactured from Zintec Steel with a 0.9mm thick Door and a 0.9mm thick Frame.

Fitting

Make sure the structural opening is at least 5mm larger than the panel size, back of frame size. E.G a 600x600mm panel size requires a 605x605mm hole size. You don't need to remove the door, just open the panel using the budget lock key provided, place the panel into the aperture. Tighten the FlipFix device via the fixing screw behind the door leaf to clamp on the back of the plasterboard (The FlipFix device covers boards from 8mm to 32mm) Check the frame is square by measuring corner to corner. Lock the door in place; the door and frame should be flush. Sit back and relax, you've just saved yourself 20 minutes. (Please note that it is important that prior to applying the plaster skim coat, a joint filler and a scrim tape is applied over the junction between the beaded frame and the plasterboard in order to prevent cracking of the skim coat)

The UK's #1 Access Panel

Email: sales@flipfix.com | Tel: **02475 267 888** | Web: www.flipfix.com



FLIPFIX