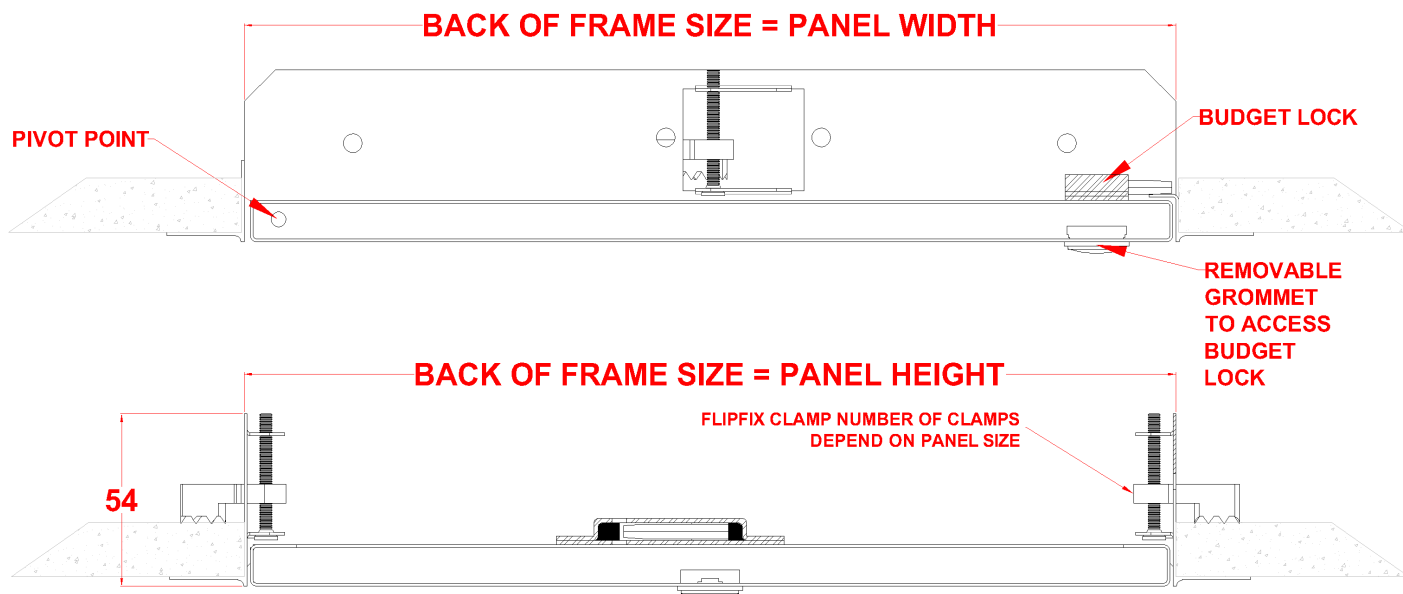
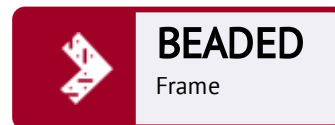
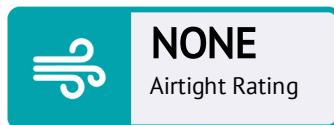


FF-000-MD-BF-BL

Beaded Frame - Ceiling & Wall Panel



Description

This panel is designed to fit into a structural membrane of a joint-less plasterboard wall & ceiling system. It is manufactured with a Beaded frame for tape and jointing / skim-coat plastering. The panel has a Metal faced door. The panels door leaf is locked in place via a Budget lock as standard other lock options are available upon request. The Panel is Powder Coated RAL 9010 30% Gloss. Other colours available upon request. This panel is for inspection use only and are not suitable for personnel access.

Tests

The Panel is Non Fire Rated.
The Panel is Non acoustic rated.
The Panel is not Air Pressure tested.

Composition & Manufacture

The FF-000-MD-BF-BL is manufactured from Zintec Steel with a 0.9mm thick Door and a 0.9mm thick Frame.

Fitting

Make sure the structural opening is at least 5mm larger than the panel size, back of frame size. E.G a 600x600mm panel size requires a 605x605mm hole size. You don't need to remove the door, just open the panel using the budget lock key provided, place the panel into the aperture. Tighten the FlipFix device via the fixing screw behind the door leaf to clamp on the back of the plasterboard (The FlipFix device covers boards from 8mm to 32mm) Check the frame is square by measuring corner to corner. Lock the door in place; the door and frame should be flush. Sit back and relax, you've just saved yourself 20 minutes. (Please note that it is important that prior to applying the plaster skim coat, a joint filler and a scrim tape is applied over the junction between the beaded frame and the plasterboard in order to prevent cracking of the skim coat)