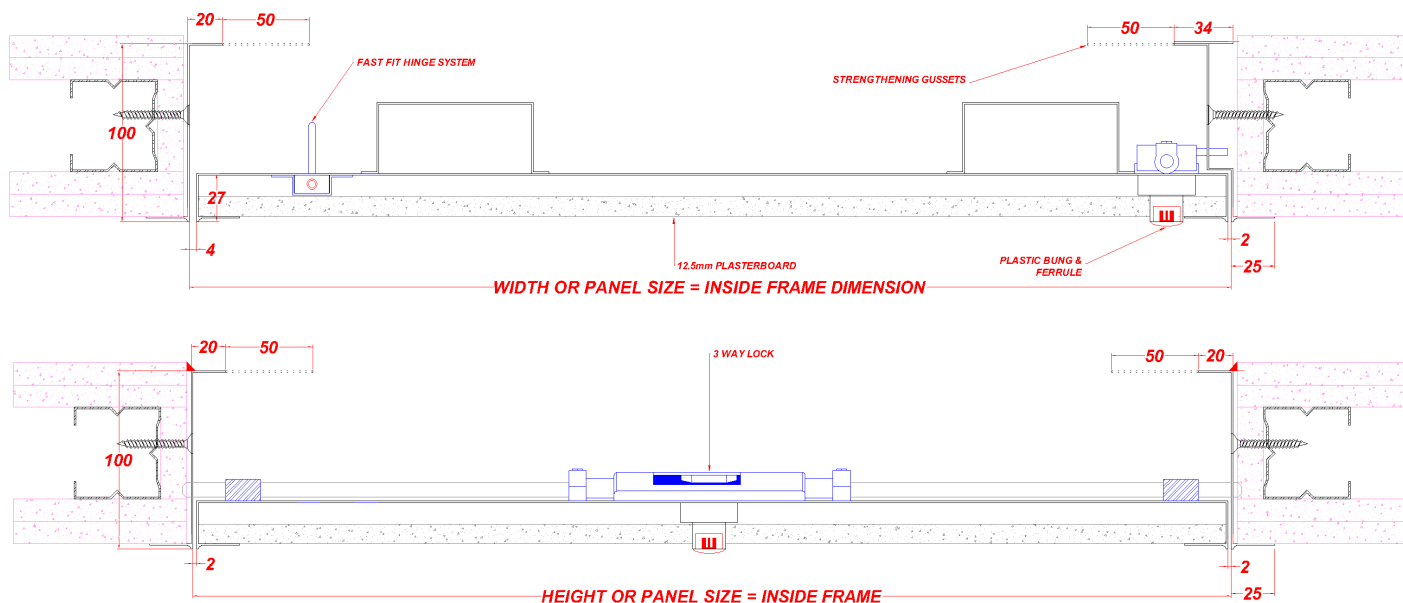
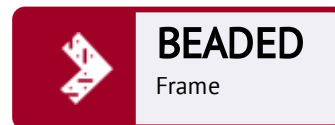
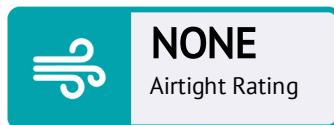


EX53-000-PD-BF-3W

Beaded Frame - Wall Panel



Description

The EX53-000-BD-BF-3W Plasterboard door range of Access Panels are simple to install and suitable for walls only allowing easy access where regular maintenance to services is required. This panel is designed to fit into a structural membrane of a joint-less plasterboard wall system. It is manufactured with a Beaded frame for tape and jointing / skim-coat plastering. The panel has a Plasterboard faced door for tape and jointing / skim-coat plastering. The panels door leaf is locked in place via a 3 Point Locking System as standard other lock options are available upon request. The Panel is Powder Coated RAL 9010 30% Gloss. Other colours available upon request.

Tests

The Panel is Non Fire Rated

The Panel is non acoustic rated.

The Panel is non Air Pressure tested.

Composition & Manufacture

The EX53-000-BD-BF-3W is manufactured from Zintec Steel with a 0.9mm thick Door and a 1.2mm thick Frame. The panels door leaf is hinged by a Fast Fit Hinge System which saves time on fitting compared to a Full Piano Hinge system.

Fitting

Make sure the structural opening is at least 7mm larger than the back of frame size. E.G a 600x600mm panel size requires a 607x607mm hole size. Remove the door from the frame and place the frame into the set hole. Fix through the appropriate fixing holes within the frame ensuring the frame is pushed up against the structural opening surround. Check the frame is square by measuring corner to corner. Refit door and lock in place; the door and frame should be flush. Independent bracing or support may be required to take the weight of the Access Panel. (Please note that it is important that prior to applying the plaster skim coat, a joint filler and a scrim tape is applied over the junction between the beaded frame and the plasterboard in order to prevent cracking of the skim coat)