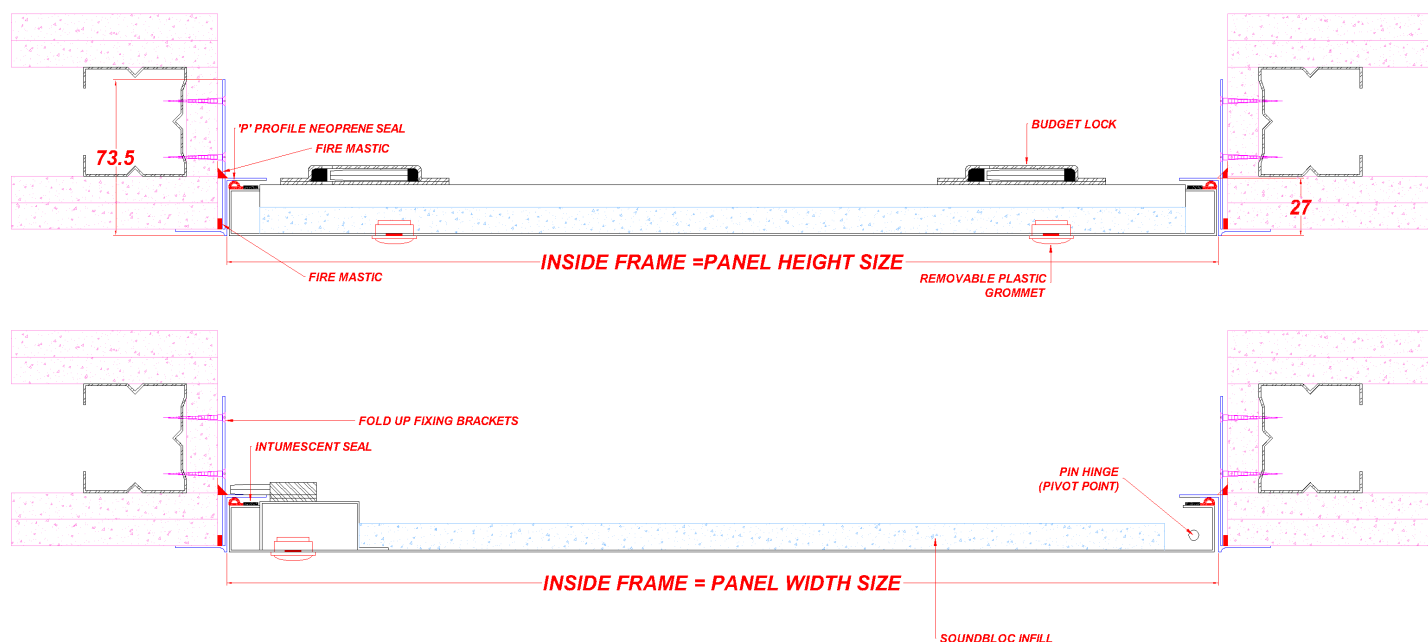
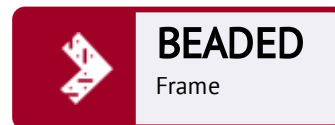
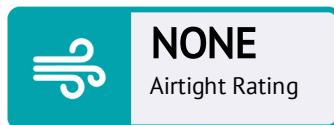


# EX01-120-MD-BF-BL-30A

Beaded Frame - Wall Panel



## Description

This panel is designed to fit into a structural membrane of a joint-less plasterboard wall & ceiling system. It is manufactured with a Beaded frame for tape and jointing / skim-coat plastering. The panel has a Metal faced door. The panels door leaf is locked in place via a Budget Lock as standard other lock options are available upon request. The Panel is Powder Coated Primed Ral 30% Gloss. Other colours available upon request.

## Tests

The Panel is 2 Hour Fire Rated for integrity up to 1200X600mm in a wall application tested in accordance with BSEN 1634-1: 2008 and BSEN 1363-1 1999.

The Panel is acoustic rated to 30dB tested accordance with BS EN ISO 140-3:1995.

The Panel is not Air Pressure tested.

The Panel is not Smoke tested.

## Composition & Manufacture

The EX01-120-MD-BF-BL-30A is manufactured from Zintec Steel with a 0.9mm thick Door and a 0.9mm thick Frame.

## Fitting

Make sure the structural opening is at least 7mm larger than the panel size, back of frame size. E.G a 600x600mm panel size requires a 607x607mm hole size. Remove the door from the frame and place the frame into the set hole. Fix through the appropriate fixing holes within the frame ensuring the frame is pushed up against the structural opening surround. Check the frame is square by measuring corner to corner. Refit door and lock in place; the door and frame should be flush. Independent bracing or support may be required to take the weight of the Access Panel. **(Please note that it is important that prior to applying the plaster skim coat, a joint filler and a scrim tape is applied over the junction between the beaded frame and the plasterboard in order to prevent cracking of the skim coat)** Apply Intumescent acrylic mastic on both faces of the frame, nominally 5mm wide sealing to the supporting construction.