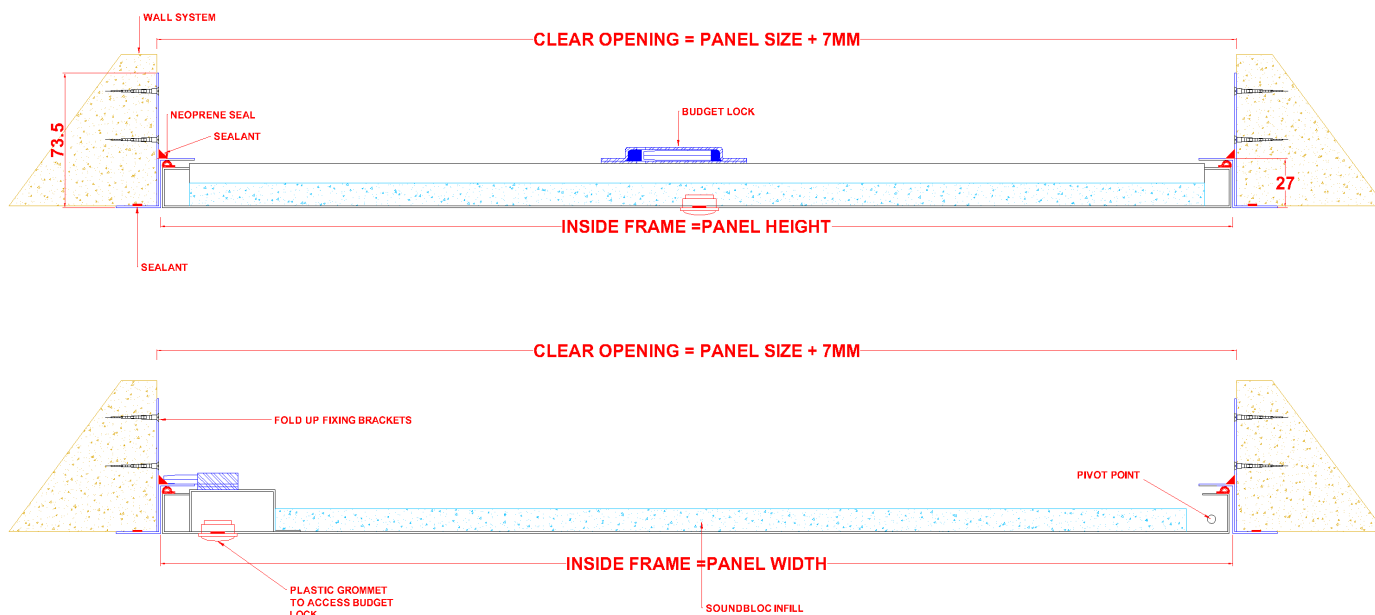
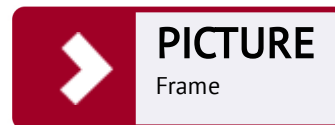
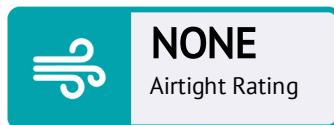


EX01-000-MD-PF-BL-30A

Picture Frame - Ceiling & Wall Panel



Description

This panel is designed to fit into a structural membrane of a joint-less plasterboard wall & ceiling system. It is manufactured with a 25mm wide picture frame. The panel has a Metal faced door. The panel's door leaf is locked in place via a Budget Lock as standard other lock options are available upon request. The Panel is Powder Coated RAL 9010 30% Gloss. Other colours available upon request.

Tests

The Panel is Non Fire Rated

The Panel is acoustic rated to 30dB tested in accordance with BS EN ISO 140-3:1995.

The Panel is not Air Pressure tested & Smoke Tested.

Composition & Manufacture

The EX01-000-MD-PF-BL-30A is manufactured from Zintec Steel with a 0.9mm thick Door and a 0.9mm Frame. The panel's door leaf is hinged by a Fixed Pivot Hinge System.

Key Features

Intumescent Seals **N**

Draught Seals **Y**

Acoustic Seals **Y**

Fitting

Make sure the structural opening is at least 7mm larger than the panel size, back of frame size. E.G a 600x600mm panel size requires a 607x607mm hole size. Remove the door from the frame and place the frame into the set hole. Fix through the appropriate fixing holes within the fold up fixing tabs ensuring the frame is pushed up against the structural opening surround. Check the frame is square by measuring corner to corner. Refit door and lock in place; the door and frame should be flush. Independent bracing or support may be required to take the weight of the Access Panel. Apply mastic on both faces of the frame, nominally 5mm wide sealing to the supporting construction.